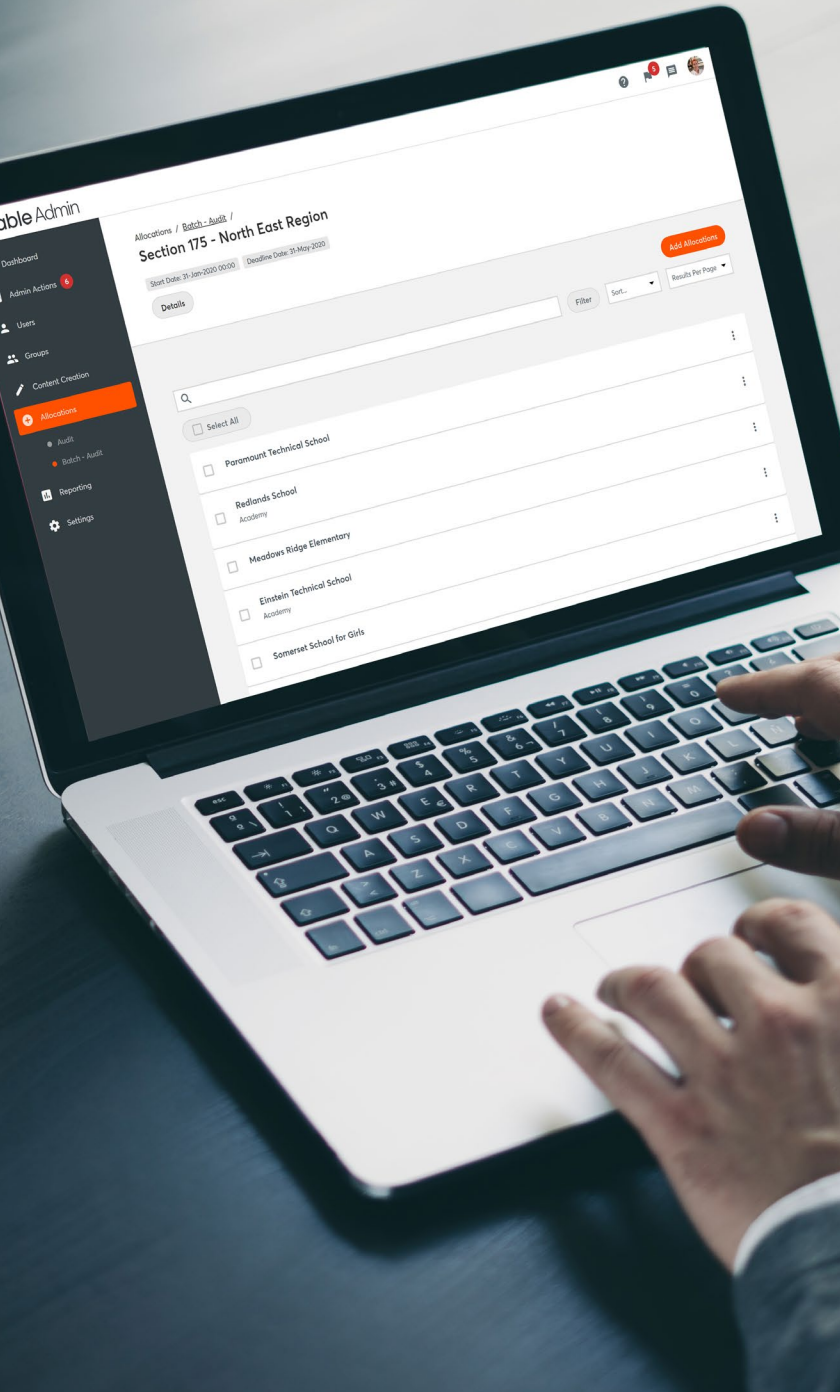


Enable Audit

Software to help organisations continually improve



Inspiring learning for all



What is Enable Audit?

Enable Audit is software designed to help your organisation improve and meet your compliance and regulatory needs, allowing you to create, collect and report.

It has been created and designed through collaboration with our customers, ensuring that it meets users' requirement.

- **Track and measure** ongoing organisational improvement
- **Streamline data collection** and analysis through one online software
- **One single source** of information providing improved transparency and consistency of business data
- **Streamlined administration** enabling you to complete, manage and analyse data
- **Reduce your paper usage** by hosting digitally. Examples being paper-based self-assessments, readiness checks and audits.

Organisations use Enable Audit for the following functions:

- Organisational Assessment
- Business Readiness
- Organisational Improvement
- Preparation for organisations undergoing:
 - Inspections
 - Audits
 - Assessments
 - Reviews

Create

Self Assessment

Custom response types


Categories

Grading/Benchmarking

Collect

Report

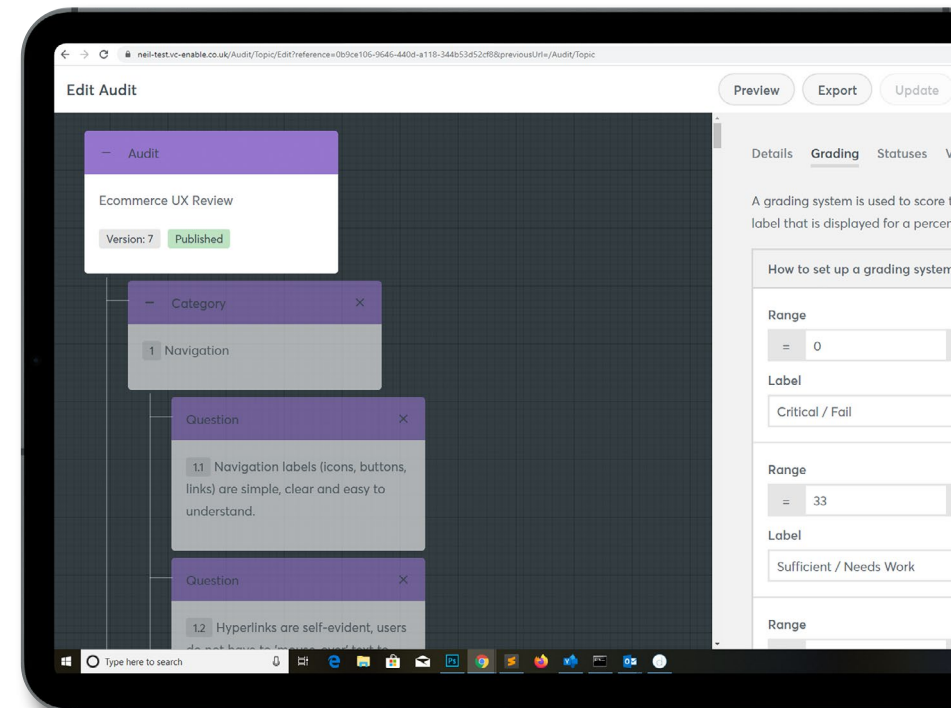
Improve



How it works: **Create**

The flexibility of Enable Audit allows you to create and customise assessment templates that meet your specific requirements.

- **Create** relevant questions
- **Categorise** your questions
- **Choose** different grading options for individual questions
- **Customise** the response types



Create

Self Assessment

Custom response types

Categories

Grading/Benchmarking

Collect

Multiple Users

Multiple Categories

Data Collation

Report

Improve

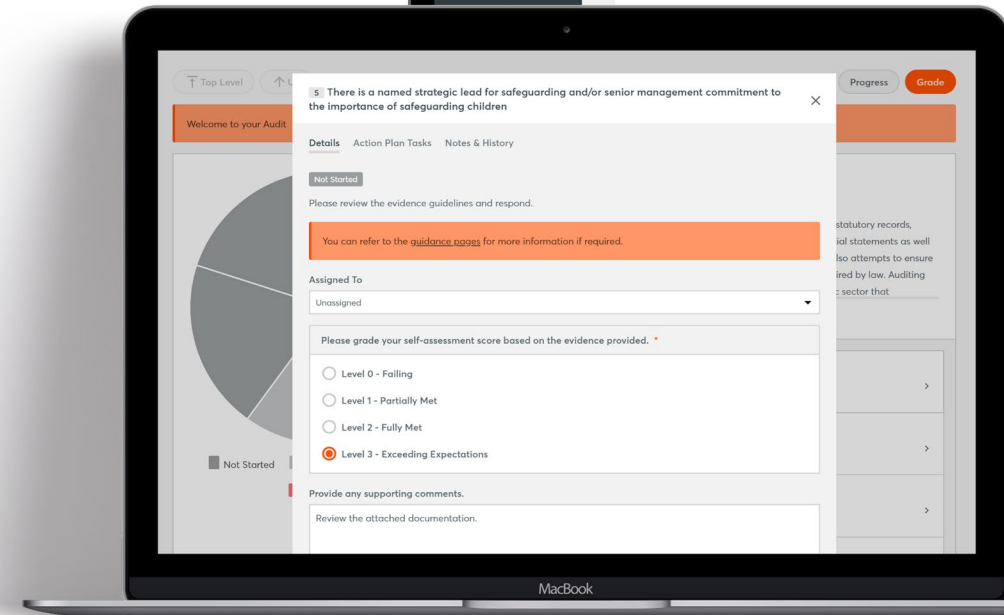
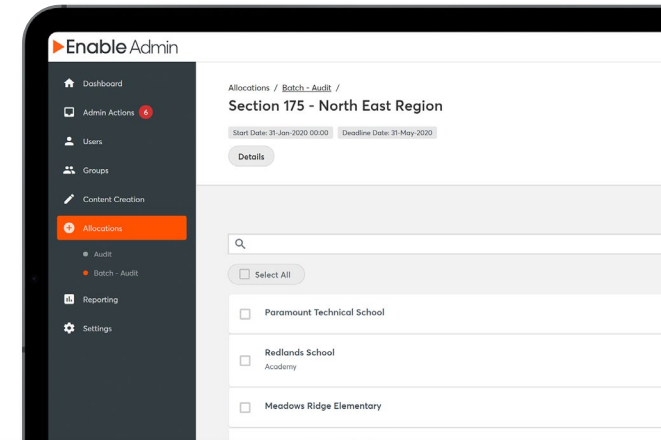


How it works: **Collect**

Users can complete the assessment by submitting and logging information, such as evidential documents and action plans. These are recorded and integrated instantly into the centralised audit tool.

The data can be collected in different ways – whichever meets your needs:

- By **user**
- By **question**
- By **category**



Create

Self Assessment

Custom response types

Categories

Grading/Benchmarking

Collect

Multiple Users

Multiple Categories

Data Collation

Report

Generate

Analyse

Monitor

Improve



How it works: **Report**

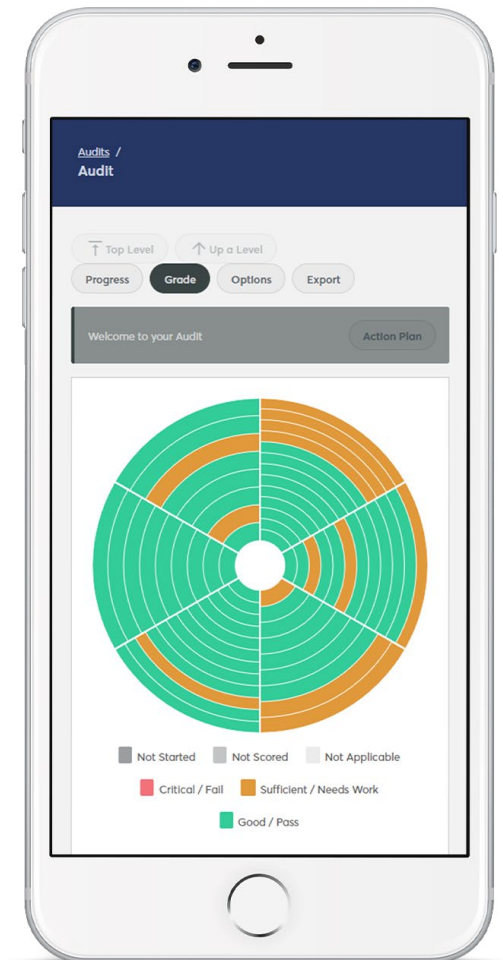
Reporting made quick and simple

As reporting is so essential, Enable Audit is designed to make it quick and simple. It contains up-to-date data, meaning that, within moments, you can get a clear picture of how your organisation is performing against set criteria, allowing you to put in place an action plan for areas that require improvement.

Everything is recorded from the first time the tool is used, and you can generate detailed reports (whether in PDF, Word or Excel) at any time.

Comparative reports can be easily generated using advanced filters that allow you to view progress for the whole, or individual parts of the organisation.

Information can be presented in several different ways to aid instant visual interpretation of the assessment. The integrated analytical tools will help you quickly compare the progress of different objectives and produce action plans for organisations or individuals.



Create

Self Assessment

Custom response types

Categories

Grading/Benchmarking

Collect

Multiple Users

Multiple Categories

Data Collation

Report

Generate

Analyse

Monitor

Improve



How it works: **Improve**

Enable Audit provides you with the ability to continuously improve. It can deliver the quality information you need to make real improvements to your organisation, and the tools to monitor the progress of these improvements.

- **Identify:** Use Audit to analyse risks and challenges and determine where change should occur
- **Plan:** Produce Audit action plans to assist with planning a strategy for change
- **Execute:** Implement the changes and track completion through Audit action plans
- **Review:** Assessment of results utilising Audit reports and start the cycle again



Key features



Build

Build your own audits to meet specific organisational requirements

- Access information anytime, anywhere
- Tablet, mobile and desktop friendly
- Analyse multiple audits in seconds



Self-registration

Self-registration system allows users to create their own logins



Organisations

Create free-form groups and assign roles to different users

- Flexible grading
- Easy access to live data
- Password reminders



Reporting

See the progress of individual users or the overall audit in a visual way, instantly

- Batch uploading
- Generate instant visual analytics
- Fully customisable branding



Action plans

Create essential action plans for specific questions and categories

Key benefits



Simple and easy to use

Feature-rich, yet clear, concise and easy to use, Enable Audit is the result of an in-depth collaboration with our customers. The cloud-based system means that users have access from any computer at any time with no downloading required. Multiple users can log on and view the software from any location at the same time, making sharing quick and easy.



Everything in one place

Enable Audit allows you to collate all information in a centralised online system that can be accessed anywhere on desktop, tablet or mobile. Documents, photos and reports can be uploaded for everyone to access. Every action undertaken is recorded as a note, creating a precise audit trail. This paperless trail means everything can be found easily, making the process less time consuming and more efficient.



Supports continuous improvement

It encourages a culture of continuous improvement across the organisation. Data in Enable Audit is live and constantly updated so users can access a current snapshot of their progress and easily evaluate areas for improvement. By regularly accessing the software, users are always aware of actions to be completed and areas for development.



Instant analysis and reporting

Instant visual snapshots allow you to analyse your work in seconds and compare the progress of users at a glance. Advanced filters and detailed reporting tools enable the segmentation of data to provide the exact information you require when you need it. The tool can be updated throughout the year, allowing you to avoid the annual rush to collate, analyse and report on data before any deadline is due.





Additional benefits

Demand Led

Can meet the needs of a wide range of stakeholders across multiple sectors.

Value for Money

Meeting ever changing compliance needs.

Flexible

A pricing structure to meet user numbers large or small.

Tailored

Easy to tailor the system to meet sector/industry requirements, including the use of a bespoke set of questions with various response types to allow for accurate data collection and evidence from auditees.

Compliance

Keep up to date with compliance regulations.

Multiple Metrics

Easily manage multiple compliance and regulatory metrics in one system.

Versatile

You have the ability to assign audits on either an individual basis or to a specific user group.

Audit Topic Name	START DATE	DEADLINE DATE	PROGRESS	GRADE	QUESTIONS NOT STARTED	QUESTIONS IN PROGRESS	QUESTIONS COMPLETED
Quality Impact Assessment - Evidence Sheet	08-Jan-2020	12-21	95.00 %	Pass	11	0	93
Quality Impact Assessment - Evidence Sheet	08-Jan-2020	12-21	94.00 %	Pass	15	0	82
Quality Impact Assessment - Evidence Sheet	08-Jan-2020	12-21	47.00 %	Pass	39	0	68
Quality Impact Assessment - Evidence Sheet	08-Jan-2020	12-21	96.00 %	Pass	30	0	34
Quality Impact Assessment - Evidence Sheet	08-Jan-2020	12-21	13.00 %	Not Met	348	0	20
Quality Impact Assessment - Evidence Sheet	08-Jan-2020	12-21	0.00 %	Not Met	362	0	0
Quality Impact Assessment - Evidence Sheet	08-Jan-2020	12-21	0.00 %	Not Met	362	0	0
Quality Impact Assessment - Evidence Sheet	08-Jan-2020	12-21	0.00 %	Not Met	362	0	0
Quality Impact Assessment - Evidence Sheet	08-Jan-2020	12-21	0.00 %	Not Met	362	0	0
Quality Impact Assessment - Evidence Sheet	08-Jan-2020	12-21	0.00 %	Not Met	362	0	0

hello@virtual-college.co.uk
+44 (0)1943 605 976
virtual-college.co.uk

